



Location: ACL1 - City Hall

Report on 24-hour TSP monitoring

Action Level ( $\mu\text{g}/\text{m}^3$ ) - 163  
Limit Level ( $\mu\text{g}/\text{m}^3$ ) - 260

Date	Sampling Time	Weather Condition	Filter paper no.	Filter Weight, g		Elapse Time, hr		Sampling Time, hr	Flow Rate, $\text{m}^3/\text{min}$			Total Volume, $\text{m}^3$	TSP Level, $\mu\text{g}/\text{m}^3$
				Initial	Final	Initial	Final		Initial, $Q_{si}$	Final, $Q_{sf}$	Average		
03-Oct-19	08:00	Fine	ACL1_24hr_000158	2.6930	2.7537	6240.97	6264.97	24.00	0.93	0.93	0.93	1345	45.1
09-Oct-19	08:00	Fine	ACL1_24hr_000170	2.6760	2.7649	6267.97	6291.97	24.00	0.94	0.94	0.94	1349	65.9
16-Oct-19	08:00	Fine	ACL1_24hr_000192	2.6564	2.7401	6294.97	6318.97	24.00	0.94	0.94	0.94	1357	61.7
21-Oct-19	08:00	Fine	ACL1_24hr_001508	2.7643	2.8257	6321.87	6345.87	24.00	1.43	1.44	1.44	2070	29.7
26-Oct-19	08:00	Fine	ACL1_24hr_001615	2.8041	2.9232	6348.97	6372.97	24.00	1.44	1.44	1.44	2074	57.4

Report on 1-hour TSP monitoring

Action Level ( $\mu\text{g}/\text{m}^3$ ) - 460  
Limit Level ( $\mu\text{g}/\text{m}^3$ ) - 500

Date	Sampling Time	Weather Condition	Filter paper no.	Filter Weight, g		Elapse Time, hr		Sampling Time, hr	Flow Rate, $\text{m}^3/\text{min}$			Total Volume, $\text{m}^3$	TSP Level, $\mu\text{g}/\text{m}^3$
				Initial	Final	Initial	Final		Initial, $Q_{si}$	Final, $Q_{sf}$	Average		
04-Oct-19	08:15	Fine	ACL1_1hr_1_000161	2.6593	2.6635	6264.97	6265.97	1.00	0.93	0.93	0.93	56	74.9
04-Oct-19	09:20	Fine	ACL1_1hr_2_000164	2.6694	2.6726	6265.97	6266.97	1.00	0.93	0.93	0.93	56	57.1
04-Oct-19	10:25	Fine	ACL1_1hr_3_000167	2.6689	2.6721	6266.97	6267.97	1.00	0.93	0.93	0.93	56	57.1
10-Oct-19	08:55	Fine	ACL1_1hr_1_000173	2.7016	2.7055	6291.97	6292.97	1.00	0.94	0.94	0.94	56	69.4
10-Oct-19	09:00	Fine	ACL1_1hr_2_000176	2.7331	2.7362	6292.97	6293.97	1.00	0.94	0.94	0.94	56	55.2
10-Oct-19	10:05	Fine	ACL1_1hr_3_000179	2.6799	2.6844	6293.97	6294.97	1.00	0.94	0.94	0.94	56	80.1
16-Oct-19	08:55	Fine	ACL1_1hr_1_000183	2.6899	2.6937	6318.97	6319.97	1.00	0.94	0.94	0.94	57	67.1
16-Oct-19	09:00	Fine	ACL1_1hr_2_000186	2.6757	2.6791	6319.97	6320.97	1.00	0.94	0.94	0.94	57	60.1
16-Oct-19	10:05	Fine	ACL1_1hr_3_000189	2.6664	2.6709	6320.97	6321.97	1.00	0.94	0.94	0.94	57	79.5
22-Oct-19	09:00	Fine	ACL1_1hr_1_000197	2.6514	2.6551	6345.87	6346.87	1.00	1.44	1.44	1.44	86	42.8
22-Oct-19	10:05	Fine	ACL1_1hr_2_000200	2.6464	2.6508	6346.87	6347.87	1.00	1.44	1.44	1.44	86	50.9
22-Oct-19	13:00	Fine	ACL1_1hr_3_001620	2.7575	2.7634	6347.87	6348.87	1.00	1.44	1.44	1.44	86	68.3
28-Oct-19	09:05	Fine	ACL1_1hr_1_001608	2.8010	2.8048	6372.97	6373.97	1.00	1.44	1.44	1.44	86	44.0
28-Oct-19	10:10	Fine	ACL1_1hr_2_001532	2.7562	2.7616	6373.97	6374.97	1.00	1.44	1.44	1.44	86	62.5
28-Oct-19	13:00	Fine	ACL1_1hr_3_001529	2.7890	2.7937	6374.97	6375.97	1.00	1.44	1.44	1.44	86	54.4



Location: ACL2a - Contractor HK/2012/08 Site office

Report on 24-hour TSP monitoring  
 Action Level ( $\mu\text{g}/\text{m}^3$ ) - 187.3  
 Limit Level ( $\mu\text{g}/\text{m}^3$ ) - 260

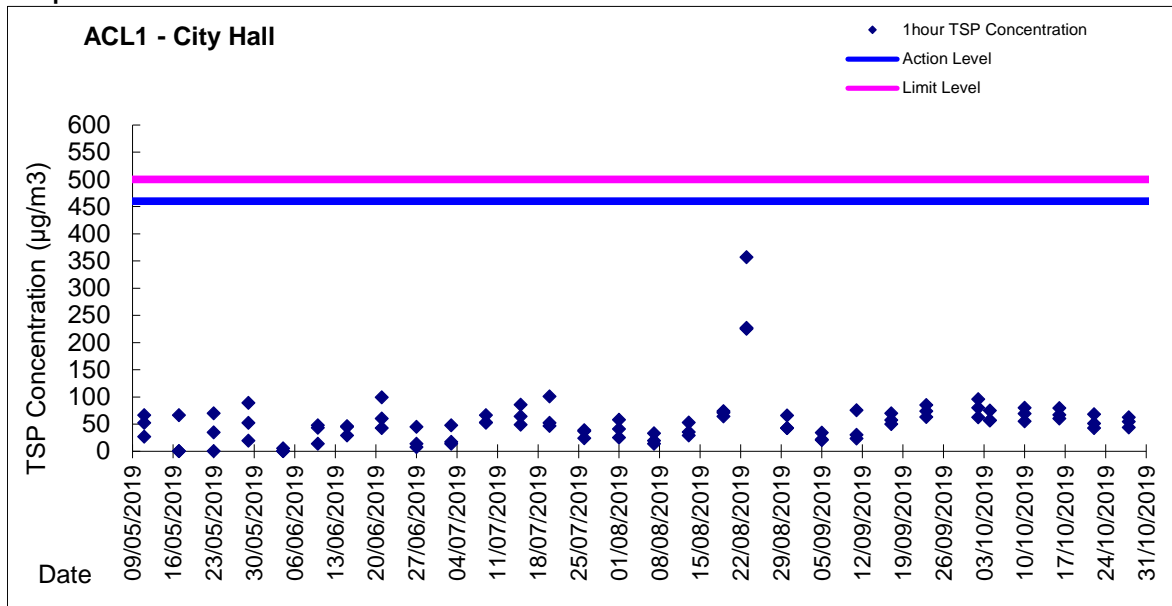
Date	Sampling Time	Weather Condition	Filter paper no.	Filter Weight, g		Elapse Time, hr		Sampling Time, hr	Flow Rate, $\text{m}^3/\text{min}$			Total Volume, $\text{m}^3$	TSP Level, $\mu\text{g}/\text{m}^3$
				Initial	Final	Initial	Final		Initial, $Q_{si}$	Final, $Q_{sf}$	Average		
03-Oct-19	08:00	Fine	ACL2a_24hr_001937	2.8132	2.8960	11429.78	11453.78	24.00	1.12	1.12	1.12	1615	51.3
09-Oct-19	08:00	Fine	ACL2a_24hr_001968	2.8450	2.9729	11456.78	11480.78	24.00	1.12	1.12	1.12	1618	79.0
15-Oct-19	08:00	Fine	ACL2a_24hr_001520	2.7835	2.9198	11483.78	11507.78	24.00	1.13	1.13	1.13	1625	83.9
21-Oct-19	08:00	Fine	ACL2a_24hr_001559	2.7809	2.9392	11510.78	11534.78	24.00	1.36	1.36	1.36	1957	80.9
26-Oct-19	08:00	Fine	ACL2a_24hr_001548	2.7663	2.9703	11537.78	11561.78	24.00	1.31	1.31	1.31	1884	108.3

Report on 1-hour TSP monitoring  
 Action Level ( $\mu\text{g}/\text{m}^3$ ) - 300.1  
 Limit Level ( $\mu\text{g}/\text{m}^3$ ) - 500

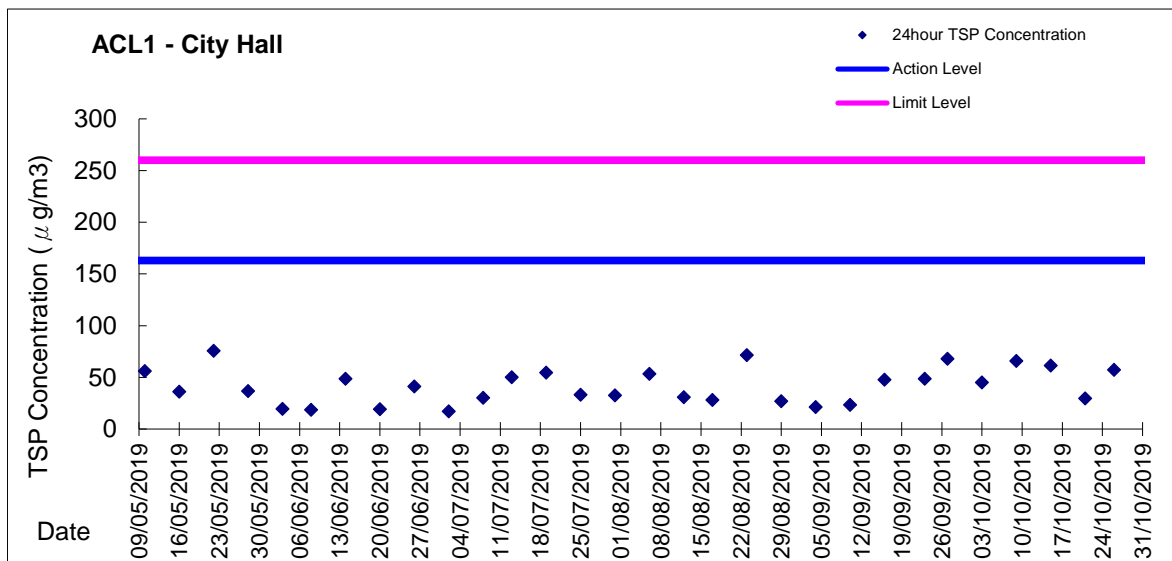
Date	Sampling Time	Weather Condition	Filter paper no.	Filter Weight, g		Elapse Time, hr		Sampling Time, hr	Flow Rate, $\text{m}^3/\text{min}$			Total Volume, $\text{m}^3$	TSP Level, $\mu\text{g}/\text{m}^3$
				Initial	Final	Initial	Final		Initial, $Q_{si}$	Final, $Q_{sf}$	Average		
04-Oct-19	09:50	Fine	ACL2a_1hr_1_001997	2.8039	2.8090	11453.78	11454.78	1.00	1.12	1.12	1.12	67	75.8
04-Oct-19	10:55	Fine	ACL2a_1hr_2_001983	2.8486	2.8549	11454.78	11455.78	1.00	1.12	1.12	1.12	67	93.6
04-Oct-19	13:00	Fine	ACL2a_1hr_3_001962	2.8216	2.8273	11455.78	11456.78	1.00	1.12	1.12	1.12	67	84.7
10-Oct-19	09:52	Fine	ACL2a_1hr_1_001987	2.8381	2.8454	11480.78	11481.78	1.00	1.12	1.12	1.12	67	108.3
10-Oct-19	10:54	Fine	ACL2a_1hr_2_001508	2.7858	2.7925	11481.78	11482.78	1.00	1.12	1.12	1.12	67	99.4
10-Oct-19	13:00	Fine	ACL2a_1hr_3_001514	2.7757	2.7820	11482.78	11483.78	1.00	1.12	1.12	1.12	67	93.5
16-Oct-19	09:52	Fine	ACL2a_1hr_1_001985	2.8606	2.8666	11507.78	11508.78	1.00	1.13	1.13	1.13	68	88.6
16-Oct-19	10:54	Fine	ACL2a_1hr_2_001571	2.7521	2.7566	11508.78	11509.78	1.00	1.13	1.13	1.13	68	66.5
16-Oct-19	13:00	Fine	ACL2a_1hr_3_001565	2.7540	2.7594	11509.78	11510.78	1.00	1.13	1.13	1.13	68	79.7
22-Oct-19	08:30	Fine	ACL2a_1hr_1_001984	2.8589	2.8675	11534.78	11535.78	1.00	1.36	1.36	1.36	82	105.4
22-Oct-19	09:32	Fine	ACL2a_1hr_2_001626	2.7763	2.7830	11535.78	11536.78	1.00	1.36	1.36	1.36	82	82.1
22-Oct-19	10:35	Fine	ACL2a_1hr_3_001632	2.7878	2.7980	11536.78	11537.78	1.00	1.36	1.36	1.36	82	125.0
28-Oct-19	08:45	Fine	ACL2a_1hr_1_001668	2.7326	2.7403	11561.78	11562.78	1.00	1.31	1.31	1.31	79	98.1
28-Oct-19	09:47	Fine	ACL2a_1hr_2_001667	2.7563	2.7620	11562.78	11563.78	1.00	1.31	1.31	1.31	79	72.6
28-Oct-19	10:49	Fine	ACL2a_1hr_3_001674	2.7912	2.8022	11563.78	11564.78	1.00	1.31	1.31	1.31	79	140.1



Graphic Presentation of 1 hour TSP Result

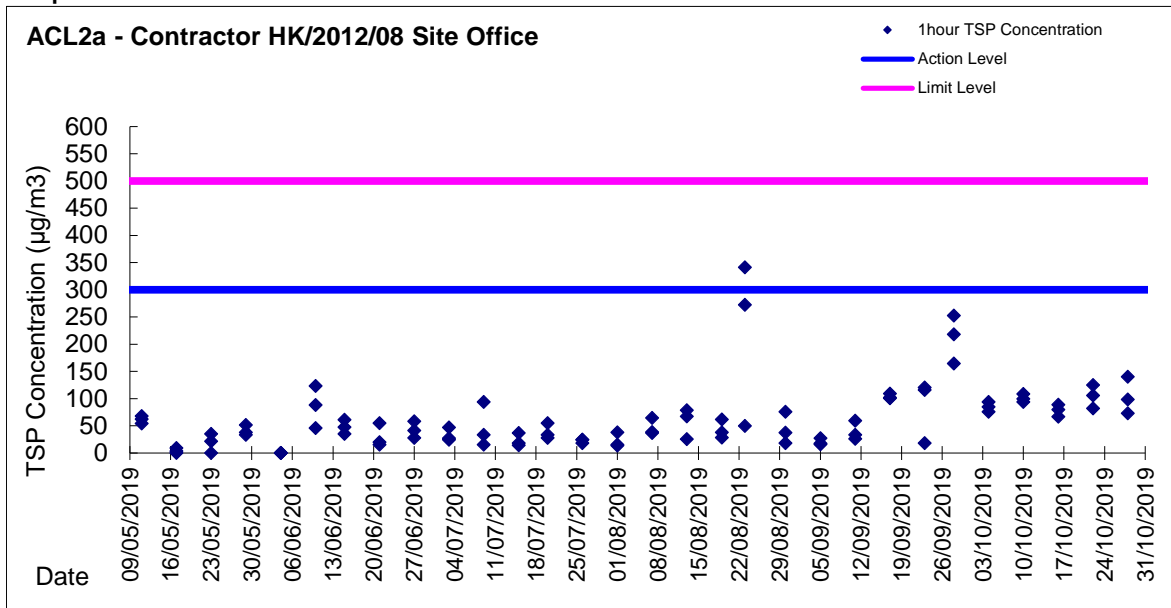


Graphic Presentation of 24 hour TSP Result





Graphic Presentation of 1 hour TSP Result



Graphic Presentation of 24 hour TSP Result

